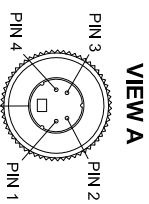
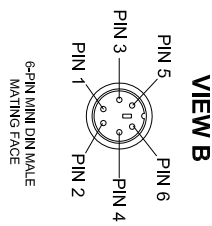


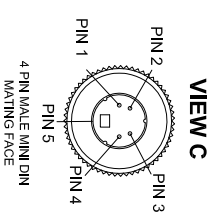
Revision Notes:			
1. CABLE PIN OUTS UPDATED.	Checked By: BC	Approved By: DK	Date Released: 13/05/11
2. CONNECTOR 'B' TOLERANCE AND TITLE BLOCK UPDATED.	Checked By: BC	Approved By: DK	Date Released: 09/06/11



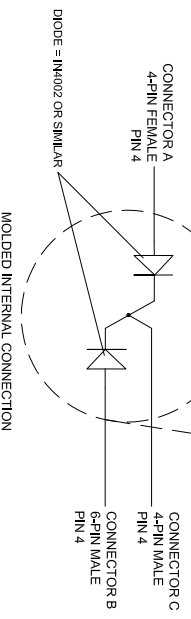
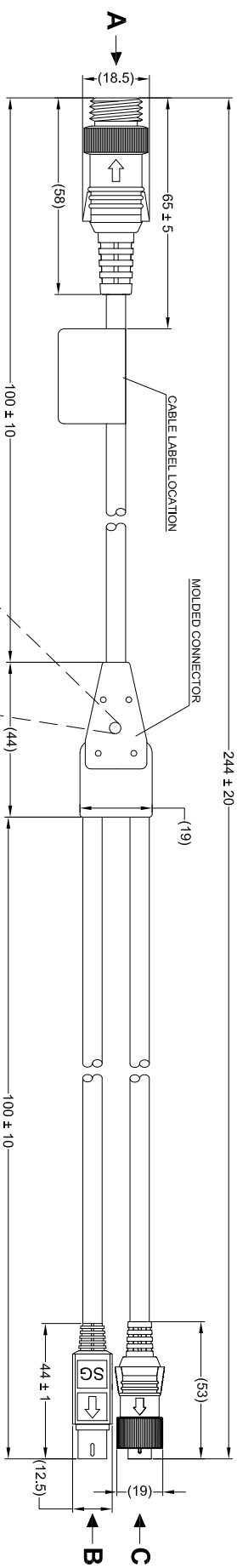
PIN #	WIRE COLOUR	DESCRIPTION
1	YELLOW	VIDEO
2	N/A	NOT CONNECTED
3	WHITE	AUDIO
4	RED	12 VDC
5	BLACK	GROUND



PIN #	WIRE COLOUR	DESCRIPTION
1	BLACK	GROUND
2	BLACK	GROUND
3	YELLOW	VIDEO
4	RED	12 VDC
5	SHIELD	GROUND
6	WHITE	AUDIO



PIN #	WIRE COLOUR	DESCRIPTION
1	YELLOW	VIDEO
2	N/A	NOT CONNECTED
3	WHITE	AUDIO
4	RED	12 VDC
5	BLACK	GROUND



- NOTES:**
1. DIMENSIONS IN MM
 2. WIRE COLOURS ARE SUBJECT TO CHANGE WITHOUT NOTICE.
 3. FOR CABLE LABEL, SEE DRAWING NUMBER: BE-001500-XX-11.
 4. INTERNAL WIRES SHOULD BE ONE CONTINUOUS LENGTH FROM CONNECTOR TO BLOCK.

PROPRIETARY NOTICE
 THIS DESIGN AND TECHNICAL INFORMATION APPEARING ON THIS DRAWING IS THE PROPERTY OF BRIGADE ELECTRONICS, AND IS DISCLOSED IN CONFIDENCE. IT IS NOT TO BE COPIED, REPRODUCED, REVEALED TO OR EXPLOITED BY OTHERS, EITHER IN WHOLE OR IN PART WITHOUT THE EXPRESS WRITTEN CONSENT OF BRIGADE ELECTRONICS.

BRIGADE
 www.brigade-electronics.com

Assembly Pl Approval		Approved by S.MATTHEWS		Checked by GALEXANDER		Drawn by MBUTLER	
Angle of Projection		Units	Scale	Released	Assembly Ref		
Third Angle		mm	N/A	14/05/08	SV479		
		Status RELEASED		AC-302			
		Stock Code #2923		BE-000583-02-08			